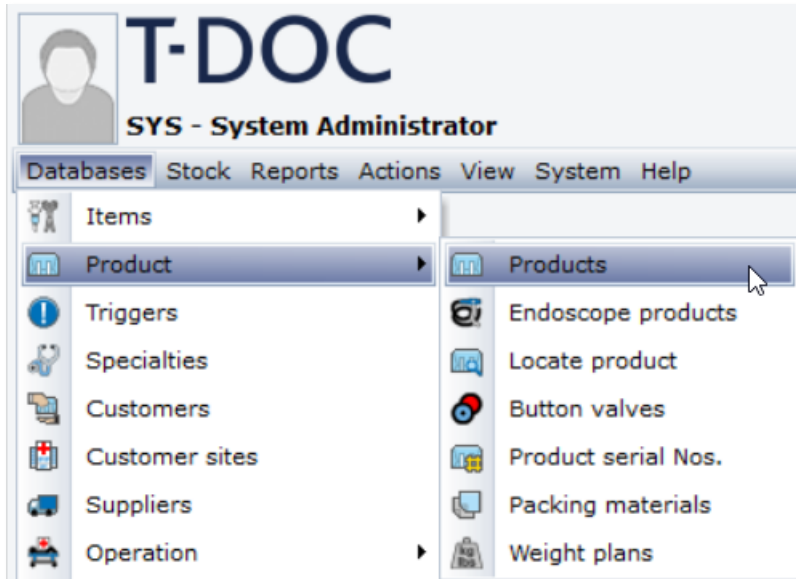
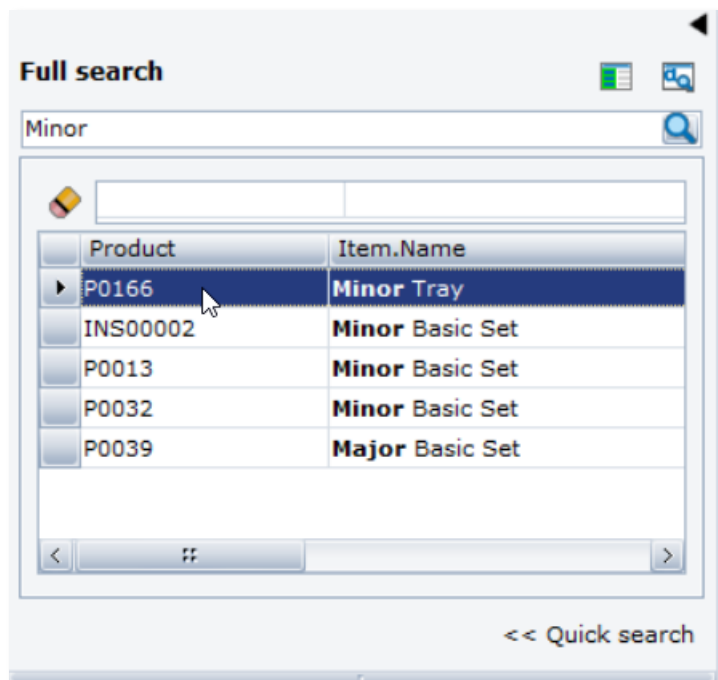


T-DOC v16 Update Product Printing

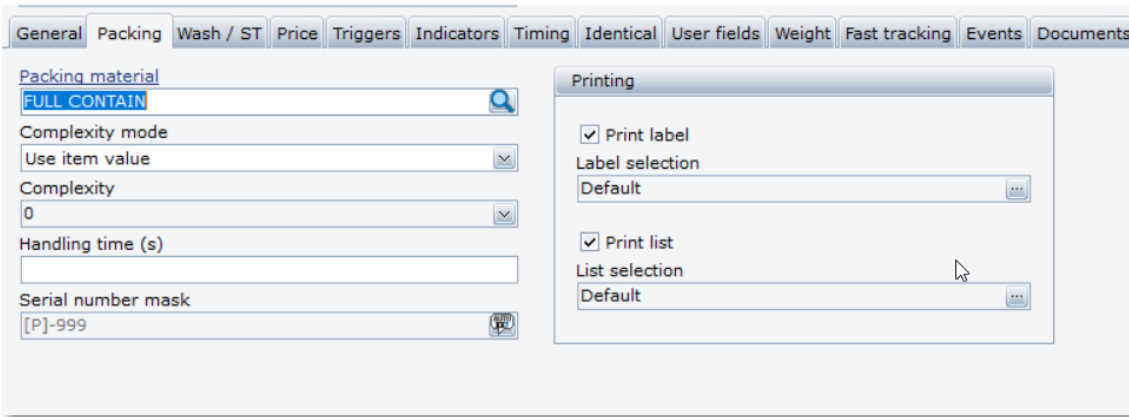
1. To update the pack label and list print settings go to **Databases > Product > Products**.



2. Use full search to find the Product you want to update. Double-click the correct Product.



- Click the Packing tab in the center of the screen. In the Printing dialog to the right are the options to edit printing of pack labels and pack lists.



- Uncheck the box next to Print label to turn off label printing for this product.



- Uncheck the box next to print list to turn off pack list printing for this product.



- Click  .

Getinge is a registered trademark of Getinge AB, its subsidiaries, or affiliates in the United States or other countries. • Copyright 2022 Getinge AB or its subsidiaries or affiliates. • All rights reserved.

Sales Office, USA • 1 Geoffrey Way • Wayne, NJ 07470 • USA • Tdocsupport.us@getinge

www.getinge.com

