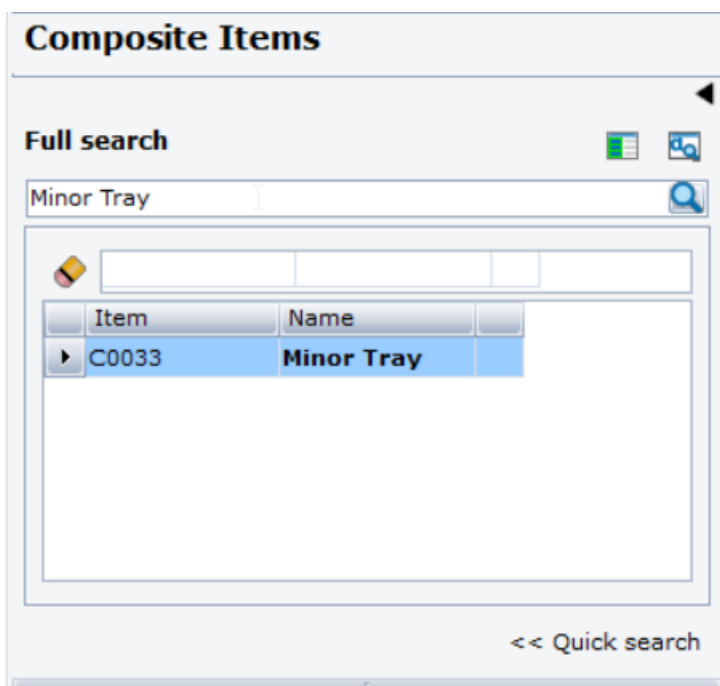



T-DOC v16 Create a New Product

1. To create a new Product (Set or Tray) click **Databases > Items > Composite Items**.

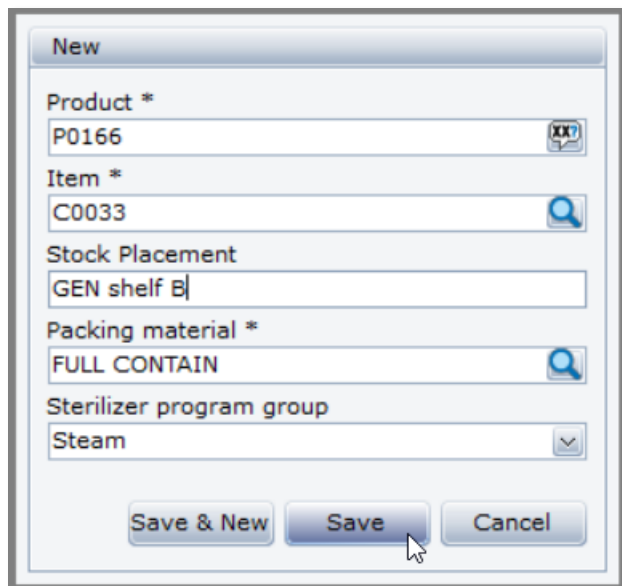


2. Click Full search in the left pane and type in the name of the composite list you are creating a product from. Double-click the correct list name.



3. Once the Composite item is selected click  to create a new Product.
4. In the dialog box, Enter the corresponding processing information about this Product.

*Note: Product and Item numbers are auto populated. To change the fields in the dialog box, see Quick guide for "Set Obligatory Fields"



1. Click  and the new product is created.

*Note: Refer to Quick Guide for "Create a new Product Serial" to create serial numbers for this product.