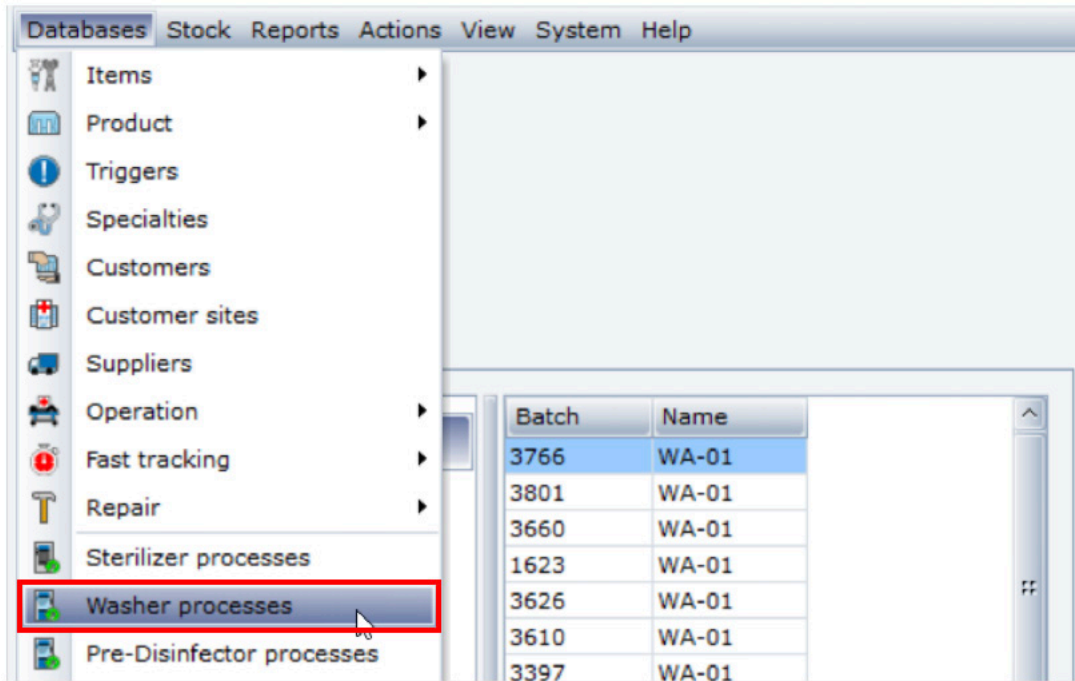
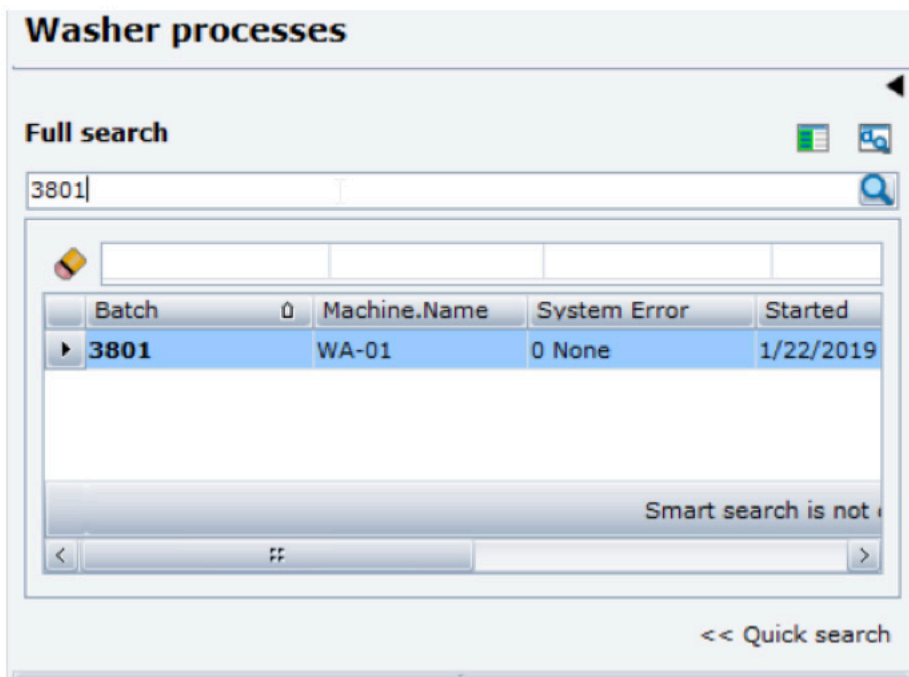



T-DOC v16 Approve Wash Batch

1. To approve a specific washer batch, start by clicking **Databases > Washer processes**









2. In the left pane, enter the batch number in the **Full search** text box
*Note: If you do not know the batch number, you may use the **Advanced search** and search by the specific machine name and sort by Initiated time. See **Advanced search quick guide***
3. Double-click the batch you want to approve



4. Click the  button

3801


     

Batch
3801

Machine
WA-01

General Advanced Events Indicators Loads Approval replies

Cycle	1253	Status	Initiated
Load Number	110119022	Initiated	1/22/2019 9:24:58 AM

5. In the Process approval window, verify there weren't any errors and click 
6. You have now approved this washer batch

Process approval

Batch
3801

Cycle

Error
None

